



ELECTRA CORDA DUPLA

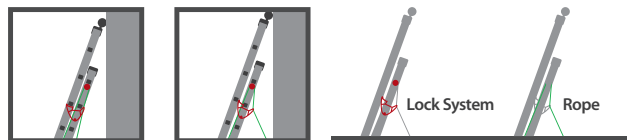
ESCADAS
LADDERS
ÉCHELLES
ESCALERAS INDUSTRIALES



REF.	Barcode	Stairs Icon	1st Section	2nd Section	Total Height	Section Width	Section Depth	Rung Width	Weight
2.00	560 4620 180200	7+7	3,44 m	3,32 m	4,35 m	0,40 m	0,12 m	67 mm	10,96 kg
2.50	560 4620 180255	9+9	4,56 m	4,40 m	5,43 m	0,40 m	0,12 m	67 mm	13,35 kg
3.00	560 4620 180309	10+10	5,21 m	5,03 m	5,97 m	0,40 m	0,12 m	67 mm	14,81 kg
3.50	560 4620 180354	12+12	5,99 m	5,78 m	6,79 m	0,40 m	0,12 m	67 mm	17,29 kg
4.00	560 4620 180408	14+14	6,81 m	6,57 m	7,60 m	0,40 m	0,12 m	67 mm	19,60 kg
5.00	560 4620 190506	17+17	8,56 m	8,26 m	9,22 m	0,40 m	0,13 m	80 67 mm	25,28 kg
6.00	560 4620 190605	21+21	10,78 m	10,41 m	11,38 m	0,40 m	0,13 m	80 67 mm	30,30 kg



Opção
option | option | opción



Escada de 2 lances extensível com corda em alumínio e fibra de vidro.

Aluminium and fiberglass 2 section extension ladder - rope operated.

Échelle à coulisse à corde 2 plans en aluminium et fibre de verre.

Escala extensible 2 tramos con cuerda de aluminio y fibra de vidrio.

